

# Batch and semi-batch process efficiency comparison

TEXT: Ing. Lubomír Macků, Ph.D., Ing. David Novosad, Faculty of Applied Informatics, Tomas Bata University in Zlín, Czech Republic

In this paper recent semi-batch chromium sludge processing is compared with batch processing by simulation means mainly. A possible time and/or power consumption reduction using these two techniques is monitored to optimize the process. The process itself is strongly exothermic so the temperature control is necessary to keep the temperature under critical temperature point.

**B**atch reactors provide flexible means of producing high value-added products in specialty chemical, biotechnical, and pharmaceutical industries. To realize the production objectives, these batch reactors have to be operated optimally in a precise fashion. Many of these batch reactors are “semibatch” or “fedbatch” reactors in which an initial amount of material is placed in the reactor, the liquid is heated to the desired temperature, and then additional feed of fresh reactant is gradually added to the vessel. The result is a time-varying process with variable volume.

This paper deals with a chemical reactor for chromium sludge (chromium filter cake) from tannery waste recovery [1]. The reactor is used for the enzymatic hydrolysis product processing and the analysis is performed by simulation means mainly to obtain useful information for subsequent optimal control design.

In the past, authors have controlled the reactor by feeding one of the reaction components, so the reactor was treated as a semibatch reactor [2]. As can be seen from literature, same papers deal with batch reactors using for control heating medium in the reactor jacket as a manipulating value. For example Cho Wonhui et al. [3] improved robustness of dual-mode controller with an iterative learning technique. Full heating is applied first to raise quickly the reactor temperature and then full cooling is followed to

reduce the rate of temperature increment and for reactor temperature to approach the set point smoothly. Also Graichen et al. [4] or Škrjanc [5] control the reactor temperature by manipulating the setpoint of the cooling jacket temperature.

The same idea as was meant above we applied to the reactor for chromium sludge processing. We have converted the semibatch process to batch process, using for the reactor control not any longer the reaction component feeding, but we put there the whole batch (or part of batch) and tried to control the reactor using heating medium in the reactor jacket as a manipulating value. We were observing the total processing time and other important values.

## Batch and semi-batch model

The chromium sludge is processed in a chemical reactor by an exothermic chemical reaction with chrome sul-

phate acid [1]. During this reaction a considerable quantity of heat is developing so that control of the reaction is necessary. In order to investigate main properties of the real process, a mathematical model of the chemical reactor was derived based on Fig.1 [2].

## Mathematical model

Under usual simplifications, based on the mass and heat balance, the following 4 nonlinear ordinary differential equations (1) can be derived [2].

$$\begin{aligned} \dot{m}_{FK} &= \frac{d}{dt} m(t) \\ \dot{m}_{FK} &= k m(t) a_{FK}(t) + \frac{d}{dt} [m(t) a_{FK}(t)] \\ \dot{m}_{FK} c_{FK} T_{FK} + \Delta H_r k m(t) a_{FK}(t) &= \\ &= K S [T(t) - T_V(t)] + \frac{d}{dt} [m(t) c_r T(t)] \\ \dot{m}_V c_V T_{VP} + K S [T(t) - T_V(t)] &= \\ &= \dot{m}_V c_V T_V(t) + m_{VR} c_V \frac{d}{dt} T'_V(t) \end{aligned} \quad (1)$$

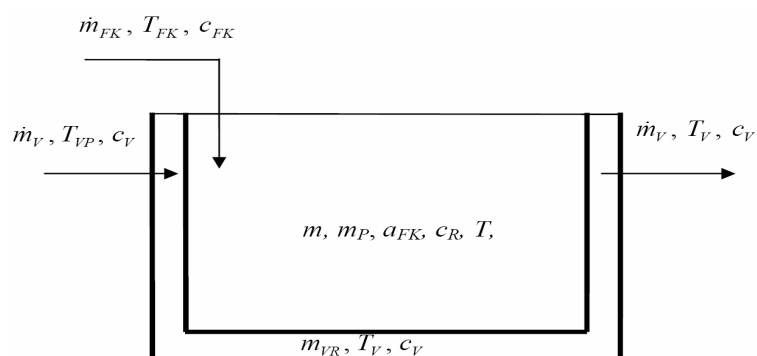


Figure 1. Chemical Reactor Scheme



The first equation expresses the total mass balance of the chemical solution in the reactor. The symbol  $\dot{m}_{FK}$  [kg.s<sup>-1</sup>] expresses the mass flow of the entering chromium sludge and  $m'(t)$  [kg.s<sup>-1</sup>] describes the accumulation of the in-reactor content.

The second equation represents the chromium sludge mass balance. The input is  $\dot{m}_{FK}$  [kg.s<sup>-1</sup>], the accumulation is given by the last term  $[m(t) a_{FK}(t)]'$  [kg.s<sup>-1</sup>], where  $a_{FK}(t)$  [-] the mass concentration of the chromium sludge in the reactor denotes and  $m(t)$  [kg] describes weight of the reaction components in the system. The expression  $k m(t) a_{FK}(t)$  [kg.s<sup>-1</sup>] defines the chromium sludge extinction by the chemical reaction. Here,  $k$  [s<sup>-1</sup>] is the reaction rate constant expressed by the Arrhenius equation (2) where  $A$  [s<sup>-1</sup>],  $E$  [J.mol<sup>-1</sup>] and  $R$  [J.mol<sup>-1</sup>.K<sup>-1</sup>] are pre-exponential factor, activation energy and gas constant.

$$k = A e^{-\frac{E}{RT(t)}} \quad (2)$$

The third equation describes the enthalpy balance. The input heat entering the reactor in the form of the chromium sludge is expressed by the term  $\dot{m}_{FK} c_{FK} T_{FK}$ , the heat arising from the chemical reaction is given by the expression

$\Delta H_{\gamma} k m(t) a_{FK}(t)$  and the heat transmission through the reactor wall is expressed by the formula  $KS[T(t) - T_v(t)]$ .

The individual symbols used above mean:  $c_{FK}$  [J.kg<sup>-1</sup>.K<sup>-1</sup>] – chromium sludge specific heat capacity,  $c_R$  [J.kg<sup>-1</sup>.K<sup>-1</sup>] – specific heat capacity of the reactor content,  $T_{FK}$  [K] – chromium sludge temperature,  $\Delta H_{\gamma}$  [J.kg<sup>-1</sup>] – reaction heat,  $K$  [J.m<sup>-2</sup>.K<sup>-1</sup>.s<sup>-1</sup>] – conduction coefficient,  $S$  [m<sup>2</sup>] – heat transfer surface,  $T(t)$  [K] – temperature of reaction components in the reactor,  $T_v(t)$  [K] – temperature of a coolant in the reactor double wall. The last equation describes coolant heat balance. The input heat is given by  $\dot{m}_v c_v T_{vp}$ , the heat entering the coolant by the reactor wall is expressed by  $KS[T(t) - T_v(t)]$ , the heat going out with the coolant is described as  $\dot{m}_v c_v T_v(t)$  and the heat accumulated in the double wall describes the last term  $m_{vR} c_v T_v'(t)$ . The symbols mean:  $\dot{m}_v$  [kg.s<sup>-1</sup>] – coolant mass flow,  $c_v$  [J.kg<sup>-1</sup>.K<sup>-1</sup>] – coolant specific heat capacity,  $T_{vp}$  [K] – input coolant temperature,  $m_{vR}$  [kg] – coolant mass weight in the reactor double wall.

#### Control theory point of view

From the systems theory point of view the reactor has four for semibatch reactor (or three if we exclude  $\dot{m}_{FK}(t)$  for batch reactor) input signals  $\dot{m}_{FK}(t)$ ,  $\dot{m}_v(t)$ ,  $T_{FK}(t)$  and  $T_{vp}(t)$ , four state variables  $m(t)$ ,  $a_{FK}(t)$ ,  $T(t)$ ,  $T_v(t)$  and

one output signal to be controlled given by the temperature inside the reactor  $T(t)$ . Hence, it can be generally seen as a Multi Input – Multi Output (MIMO) system of 4<sup>th</sup> order. In addition it possesses strongly nonlinear behaviour. Practically, the only manipulated variables are input flow rates of the chromium sludge  $\dot{m}_{FK}(t)$  and of the coolant  $\dot{m}_v(t)$ , or  $\dot{m}_v(t)$  and  $T_{vp}(t)$  for batch reactor eventually. Therefore, input temperatures of the filter cake  $T_{FK}(t)$  and of the coolant  $T_{vp}(t)$  can be alternatively seen as disturbances, or set as a constant.

#### Semibatch reactor simulation

The results of semibatch reactor control using PID control were following: the upper-most in-reactor temperature  $T$  reached 370.22 K, the maximum chromium sludge concentration  $a$  was 0,0439 and the total batch time made 25491 seconds. The maximum and minimum actuating variable values were 1.546 kg.s<sup>-1</sup> or 0 kg.s<sup>-1</sup> respectively. The steady state actuating variable value made approximately 0,032 kg.s<sup>-1</sup>. The PID control diagrams are displayed in figure 2.

#### Batch reactor simulation

The results of batch reactor control can be seen further: the upper-most in-reactor temperature  $T$  reached 372.00 K, the maximum chromium sludge concentration  $a$  was 0,2233 and the total batch time was less than 16000 seconds. The diagrams are displayed in figure 3.

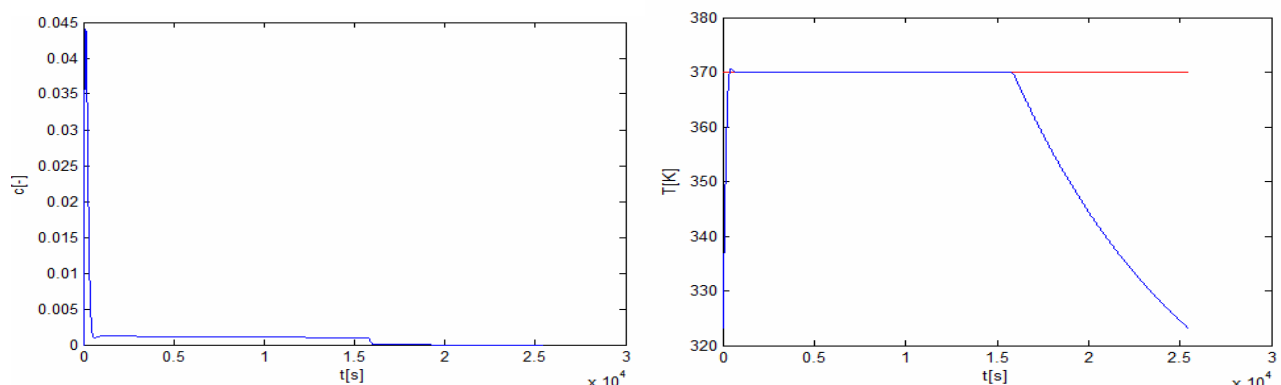


Figure 2. The in-reactor temperature and chromium sludge concentration – semibatch reactor

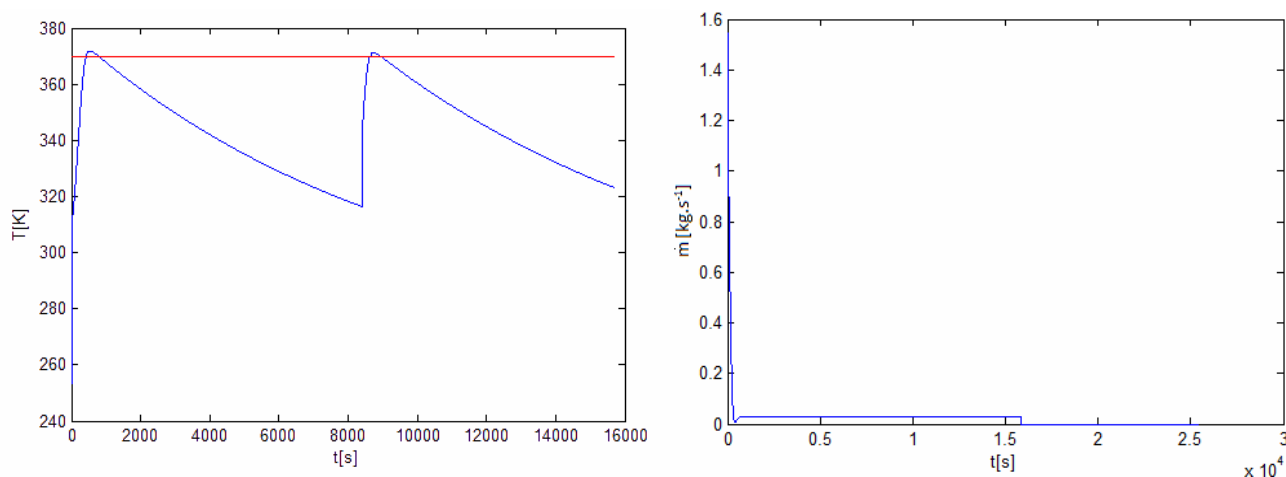


Figure 3. The in-reactor temperature and chromium sludge concentration—batch reactor

### Discussion

As can be seen from simulations, the total process time was reduced on a half using batch process (the batch process was divided to two sequent batches) compared to semibatch process. But, the in-reactor temperature spread was unsatisfactory and also the initial conditions of variables were inconvenient.

*The above mentioned simulations were just first attempt for the semi-batch to batch process conversion. There are still a lot of unsolved possibilities how to improve this process. In the future work, some other approaches will be applied to the batch process to find out other possible ways to eliminate these disadvantages.*

Acknowledgement: The work has been supported by the Grant Agency of the Czech Republic under the grant no. 102/07/P148 and by the Ministry of

Education of the Czech Republic under the grant no. MSM 7088352102. Authors are also grateful to Dr. Chalupa for the refinement of the presented mathematical model.

### References

1. KOLOMAZNÍK, K. – MLÁDEK, M. – LANGMAIER, F. – TAYLOR, M. – DIEFENDORF, E.J. – MARMER, W.N. – TRIBULA, E.: CR Patent 280655, Czech Republic, 1996.
2. MACKŮ, Lubomír: "Modeling of tanning salts regeneration process." In Proceedings of the 15th Int. Conf. Process Control 2005 (High Tatras, Slovakia, Jun.7-10). Bratislava: Slovak University of Technology, 127/1-127/4. 2005.
3. CHO, W.; EDGAR, T. F.; LEE, J.: Iterative learning dual-mode control of exothermic batch reactors, University of Texas & Kyungpook National University, USA/Republic of Korea, 2008.
4. GRAICHEN, K.; HAGENMEYER, V.; ZEITZ, M.: Feedforward control with

online parameter estimation applied to the Chylla–Haase reactor benchmark, Universität Stuttgart, Germany, 2006.

5. SKRNAJC, I.: Self-adaptive supervisory predictive functional control of a hybrid semi-batch reactor with constraints, University of Ljubljana, Slovenia, 2007.

*In this paper recent semi-batch chromium sludge processing is compared with batch processing by simulation means mainly. A possible time and/or power consumption reduction using these two techniques is monitored to optimize the process. The process itself is strongly exothermic so the temperature control is necessary to keep the temperature under critical temperature point.*

RESUME